

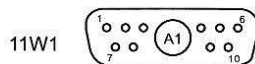
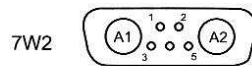
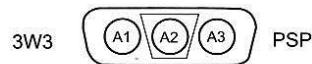
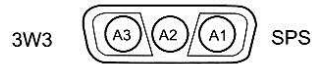
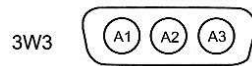
# Introduction to Combo Connectors

All Contact arrangements apply to Plug Connectors. When using Socket - Hole pattern must be mirrored.

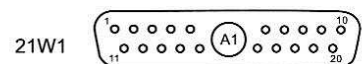
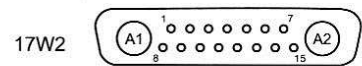
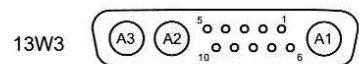
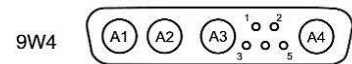
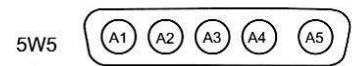
## Shell-no. DE




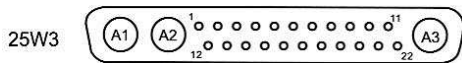
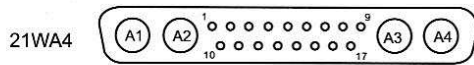
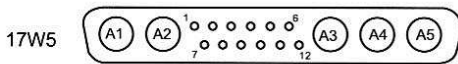
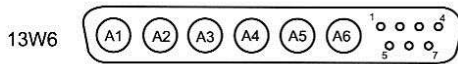
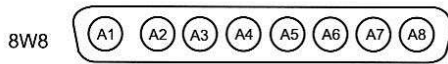
## Shell-no. DA



## Shell-no. DB



## Shell-no. DC



## Shell-no. DD

