

#### ● FEATURES

- COMPACT DESIGN
- HIGH ACCURACY
- EXCELLENT FOR HIGH DENSITY SURFACE MOUNTING

#### ● SPECIFICATIONS

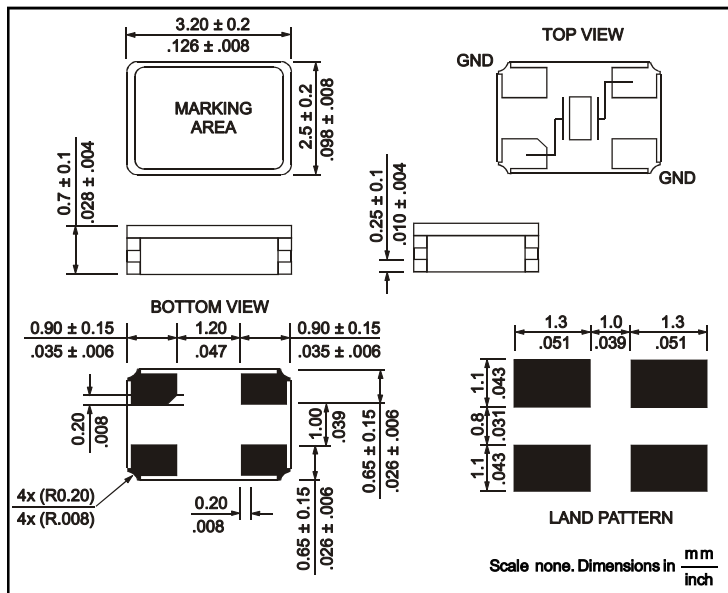
PARAMETER	VALUE
FREQUENCY RANGE	13.00 MHz TO 55.00 MHz
FREQUENCY TOLERANCE AT 25°C	±100 PPM MAXIMUM (±10 PPM, ±20 PPM AND ±50 PPM AVAILABLE)
FREQUENCY STABILITY OVER TEMPERATURE	±100 PPM MAXIMUM (±10 PPM, ±20 PPM AND ±50 PPM AVAILABLE)
OPERATING TEMPERATURE RANGE	-10°C TO 60°C
STORAGE TEMPERATURE RANGE	-40°C TO 85°C
EQUIVALENT SERIES RESISTANCE	SEE TABLE 1
LOAD CAPACITANCE	9 pF TO 32 Pf OR SERIES
SHUNT CAPACITANCE	7.0 pF MAXIMUM
DRIVE LEVEL	500 µW MAX
SHOCK RESISTANCE	±5 PPM MAXIMUM 75 cm DROP TEST IN 3 AXES ON TO A HARD SURFACE
REFLOW CONDITIONS	245°C ±5°C FOR 10s MAXIMUM



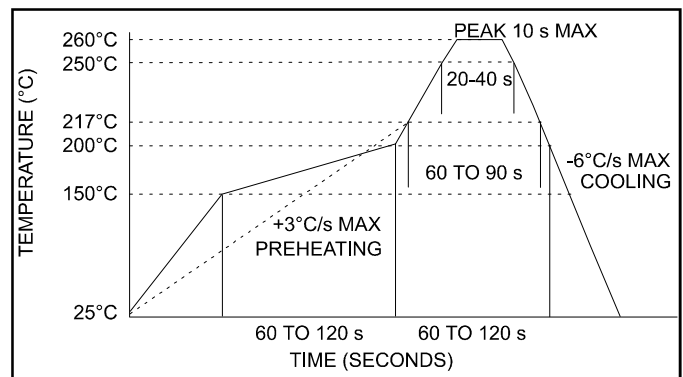
TABLE 1

FREQUENCY (MHz)	MODE	MAXIMUM ESR (OHMS)
20.00 TO 29.9	FUND	100
30.00 TO 55.00	FUND	50

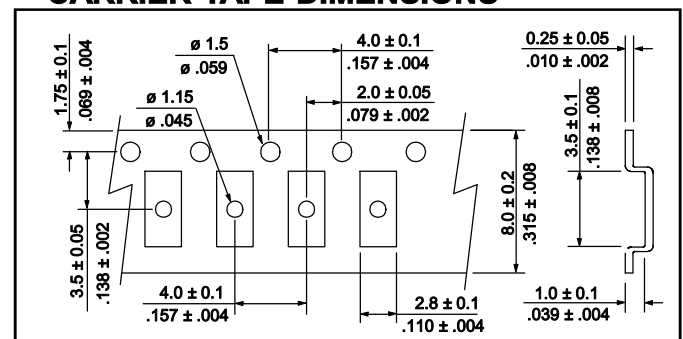
#### ● OUTLINE DRAWING



#### ● SOLDER REFLOW PROFILE



#### ● CARRIER TAPE DIMENSIONS



#### ● PACKAGING

178 mm REEL DIAMETER  
8 mm TAPE WIDTH, 4 mm PITCH  
QUANTITY: 3000 PIECES PER REEL

#### ● PART NUMBERING SYSTEM

HOLDER TYPE	FREQUENCY	LOAD CAPACITANCE	OPTION
RH100	IN MHz	9 TO 32 pF FOR PARALLEL S FOR SERIES	T TAPE AND REEL

EXAMPLE: RH100-25.000-18-T