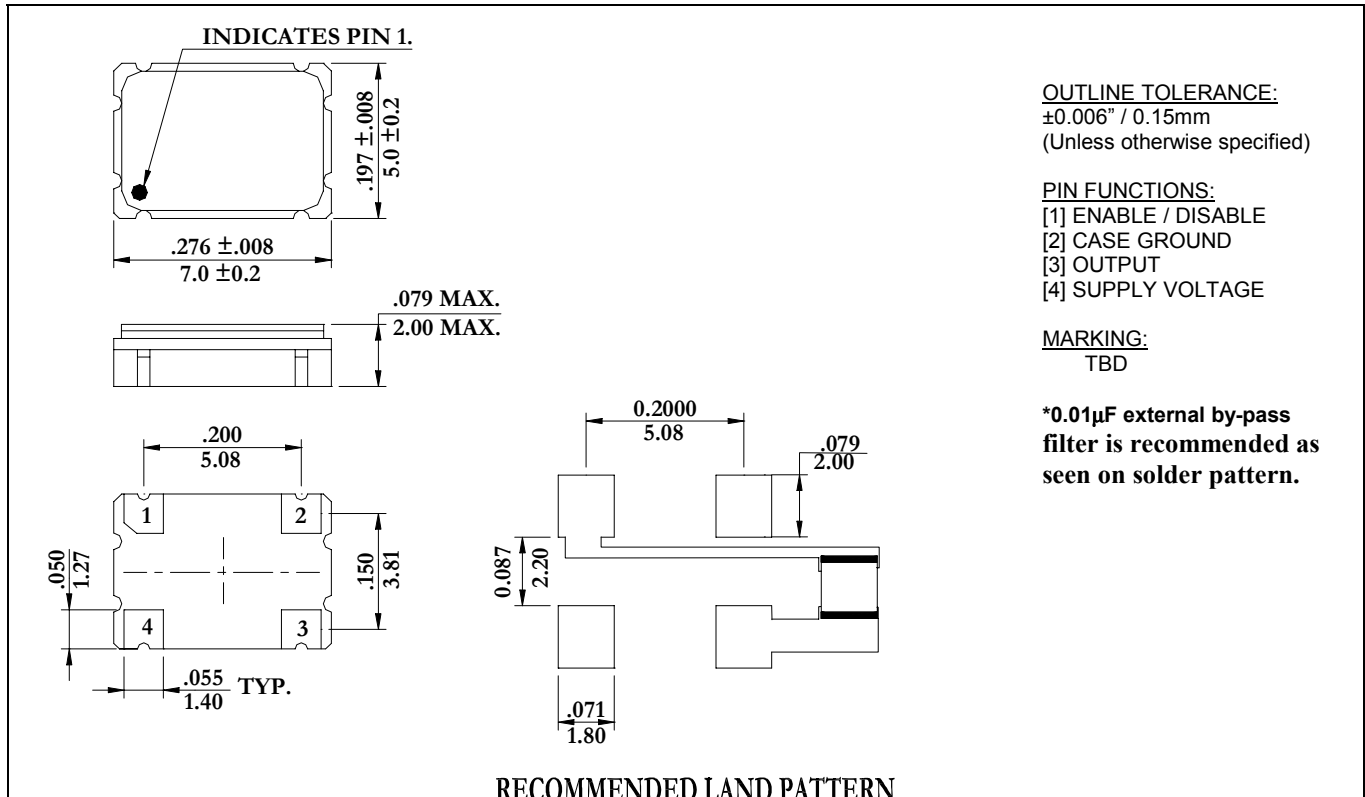


5X7 HCMOS CLOCK (see below for part numbering scheme)

■ APPROVALS

RALTRON	CUSTOMER
Eng. approval, date: LUIS 4/17/02	Name (please print):
Sales approval, date:	Title (please print):
Created by, date: ALAN 4/17/02	Signature, date:
Revision: ADDED NOTE 2 PAGE 2 (3/15/02), ADDED 2.7 AND 2.5VDC SUPPLY VOLTAGES (4/10/02); ADDED 2.2VDC SUPPLY ;FREQ. TABLE AND MOD P/N(4/30/03).	

■ MECHANICAL SPECIFICATION



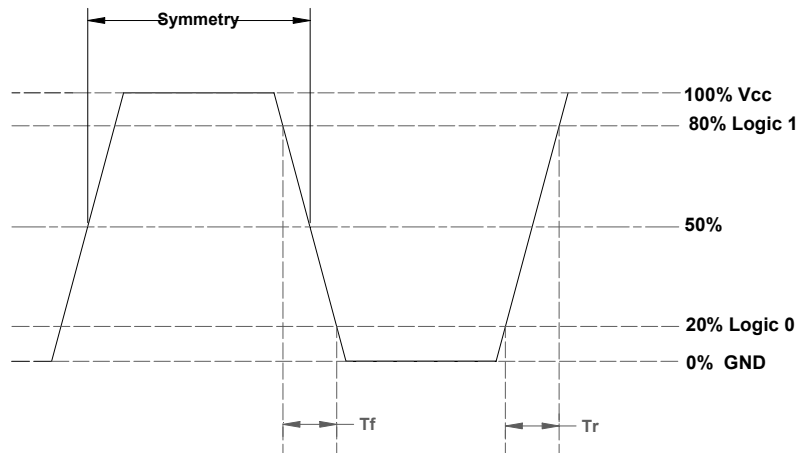
■ ELECTRICAL SPECIFICATION

PARAMETER	SYMBOL	CONDITIONS	VALUE	UNIT
Frequency, nom	fo	-	1.000~160.000	MHz
Supply voltage, nom.	Vcc	Vcc±5%	SEE PART NUMBER GENERATION TABLE	V
Supply current, max.	Is	Vcc=nom., Ta=+25°C, load=15pF	10.0...55.0 (see note A)	mA
HCMOS output levels	VOH / VOL	load=15pF, Vcc=nom.	0.9•Vcc / 0.1•Vcc	V
Duty cycle	DC	load=15pF / @50%Vcc, Ta=+25°C	45...55 or 40...60	%
Rise- / fall time, max.	tr / tf	20%~80% Vout, 80%~20% Vout	1.5...10.0 (see note A)	ns
Jitter, rms, max.	J	1σ, Fj = 12KHz...20MHz	1.0	ps
Overall freq. stability, max.	Δf/fc	Including temperature, 10 year aging, +/-5% load & supply variations, and calibration @ +25°C.	SEE PART NUMBER GENERATION TABLE	ppm
Enable option (pin 1)	En	High or open (min.)	0.7•Vcc	V
Disable option (pin 1)	Dis	Ground (output pin high impedance) (max.)	0.3•Vcc	V
Operating temperature range	Ta	Vcc=nom., Ta=+25°C, load=15pF	SEE PART NUMBER GENERATION TABLE	°C
Storage temperature range	T(stg)	-	-55...+125	°C
Absolute voltage range	Vcc(abs)	Non-destructive, DC	-0.5...+7.0	V

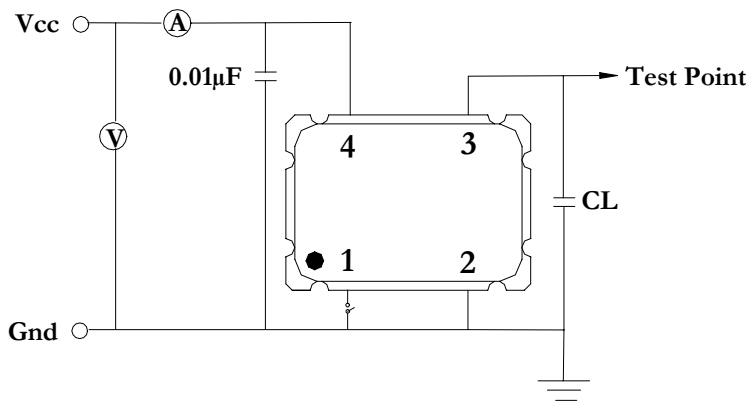
4/17/02 marketing-rfq, vxco, Cx90ns

NOTE A: SUPPLY CURRENT, RISE & FALL TIMES ARE FREQUENCY DEPENDENT.

WAVEFORM: LOAD = 15pF



RECOMMENDED TEST CIRCUIT WITH CMOS LOAD:



*CL (Capacitive Load): Includes the input capacitance of oscilloscope.
 **0.01µF external by-pass filter is recommended.

■ PART NUMBER GENERATION

SERIES	SYMMETRY	TEMPERATURE RANGE (°C)	STABILITY (Overall)	FREQUENCY (MHz)	SUFFIX
CS2: 5.0V HCMOS CS4: 3.3V HCMOS CSZ: 2.7V HCMOS CSY: 2.5V HCMOS CSX: 2.2V HCMOS	A: 40%...60% T: 45%...55%	R: 0...+50 S: 0...+70 U: -20...+70 V: -40...+85	H: ±50 ppm J: ±100 ppm (See note below)	1.000...156.250 (See table below)	4

4/17/02 marketing-rfq, vxco, Cx90ns

SERIES	FREQUENCY RANGE
CS2: 5.0V HCMOS	1.000...107MHz
CS4: 3.3V HCMOS	1.000...156.25MHz
CSZ: 2.7V HCMOS	40...107MHz
CSY: 2.5V HCMOS	1.000...40MHz
CSX: 2.2V HCMOS	1.000...40MHz

NOTE:

1. Variations from standard specification are available, please contact factory.

EXAMPLE: CS4TSH-155.520-4