


CHIP BEADS [N-ZE Series]

■ Features

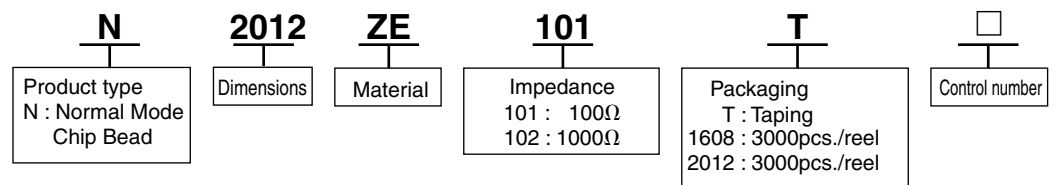
- Monolithic inorganic material construction for high reliability.
- Closed magnetic circuit configuration avoids crosstalk and is suitable for high density PCBs.
- N-ZE series can effectively reduce noise elements in comparatively low-frequencies because its impedance increases at low frequencies of several MHz.
- Nickel and tin plated barrier terminations offer good solderability and resistance to soldering heat.
- RoHS Compliant.

■ Applications

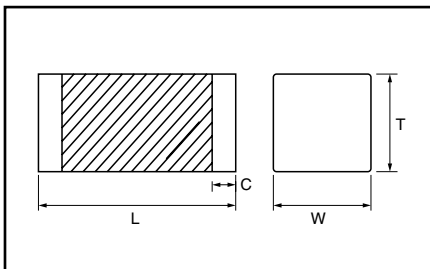
Noise control for · cellular phones · the digital video equipments in TV,VTR,DVD · computers and computer peripheral equipments · automotive electronics · DC lines in printer, FAX, etc.



■ Part Number System



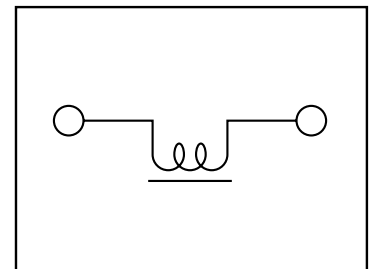
■ Dimensions



Type	L	W	t	C (min.)
N1608ZE	1.6±0.15	0.8±0.15	0.8±0.15	0.1
N2012ZE	2.0±0.2	1.25±0.2	0.9±0.2	0.3

Unit : mm

■ Equivalent circuit



■ Part Number List • Specifications

Part number	Impedance (Ω) at 100MHz	DC resistance (mΩ) max.	Rated current (A) max.
N1608ZE101T01	100±25% at 100MHz	300	200
N1608ZE221T01	220±25% at 100MHz	400	200
N1608ZE471T01	470±25% at 100MHz	600	200
N1608ZE681T01	680±25% at 100MHz	900	200
N2012ZE101T01	100±25% at 100MHz	200	200
N2012ZE221T01	220±25% at 100MHz	300	200
N2012ZE471T01	470±25% at 100MHz	400	200
N2012ZE681T01	680±25% at 100MHz	700	200
N2012ZE102T01	1000±25% at 100MHz	1000	200
N2012ZE252TR5	2500±25% at 50MHz	1500	50

*Operating temperature range(Including temperature rise): -55 to +125°C

*Storage temperature range (taping): -5 to +40°C (bulk): -55 to +125°C

CHIP BEADS [N-ZE Series]

Impedance vs. Frequency (Typ.)

