

## CHIP TYPE FEED THROUGH CAPACITORS [ CTH Series ]


The CTH Series is made of ceramics on which low-resistance multilayer electrodes are formed. The simple structure and high withstanding voltage are suitable for high-frequency noise control in large-current circuits.

### ■ Features

- The structure will hardly allow residual inductance, and the self resonant frequency extends to the microwave band. Ideal for high-frequency noise control.
- The multilayer electrode structure excels in solder heat resistance and solderability. It is also applicable to Pb-free solder.
- RoHS Compliant.

### ■ Applications

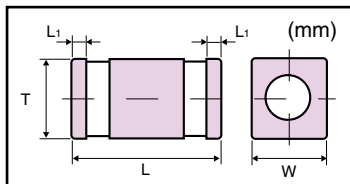
DC power supply lines and signal lines in automotive electronics, base station for mobile telephone, microwave transmission, test equipment, medical apparatus, industrial meter, SW power supply, DC-DC converter etc.



### ■ Part Number System

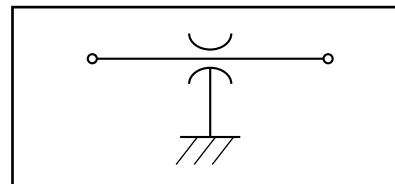
<b>CTH</b>	<b>30</b>	<b>V</b>	<b>222</b>	<b>S</b>	<b>15A</b>	<b>- T</b>	<b>M</b>
Series	Style 20:2.0×1.25 30:3.2×1.6 32:3.2×2.5 (L) (W)	Temperature characteristics T: +22, -33% R: ±15% U: +22, -56% V: +22, -82%	Capacitance	Capacitance tolerance S: +50, -20%	Rated current	Packing form T: Taping B: Bulk	Termination M: Ni-Barrier termination

### ■ Dimensions



Type	L	W	t	L1
CTH20	2.0±0.2	1.25±0.2	1.25±0.2	0.2±0.1
CTH30	3.2±0.2	1.6±0.2	1.6±0.2	0.3±0.2
CTH32	3.2±0.2	2.5±0.2	2.5±0.2	0.3±0.2

### ■ Equivalent circuit

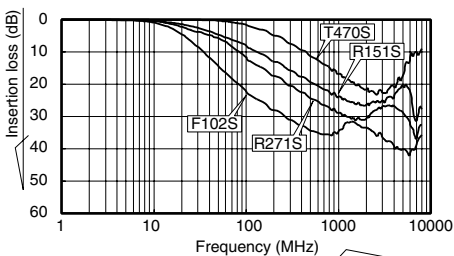


### ■ Part Number List • Specifications

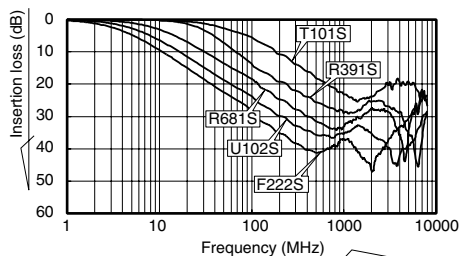
Part number	Capacitance	Capacitance tolerance	Temperature characteristics	Rated voltage	Rated current	IR	DC resistance	Temp. range
CTH20T470S10A-□M	47pF	+50, -20%	+22, -33%	50V DC	10A DC	10,000MΩmin.	5mΩmax.	-25~+ 85°C
CTH20R151S10A-□M	150pF		±15%					-55~+125°C
CTH20R271S10A-□M	270pF		+22, -82%					-25~+ 85°C
CTH20V102S10A-□M	1,000pF		+22, -33%					-25~+ 85°C
CTH30T101S15A-□M	100pF		100V DC	±15%	15A DC			-55~+125°C
CTH30R391S15A-□M	390pF			+22, -56%				-25~+ 85°C
CTH30R681S15A-□M	680pF			+22, -82%				-55~+125°C
CTH30U102S15A-□M	1,000pF			±15%	-25~+ 85°C			
CTH30V222S15A-□M	2,200pF			+22, -82%	-55~+125°C			
CTH32R102S20A-□M	1,000pF			+22, -82%	-25~+ 85°C			
CTH32V332S20A-□M	3,300pF			20A DC	-55~+125°C			

### ■ Insertion loss (Reference)

CTH20 TYPE



CTH30 TYPE



CTH32 TYPE

